

# The effect of temperature on the fracture of two partially crystalline polymers; polypropylene and nylon

Y. W. MAI, J. G. WILLIAMS

*Department of Mechanical Engineering, Imperial College of Science and Technology, London, UK*

Brittle fractures in polypropylene and nylon were obtained in the temperature range  $-180$  to  $-10^\circ\text{C}$  and  $-160$  to  $20^\circ\text{C}$ , respectively. The fracture toughness results of surface notches and single edge notches showed a remarkable thickness dependence. This effect was explained in terms of a plane strain ( $K_{C1}$ ) and a plane stress ( $K_{C2}$ ) toughness value using a bi-modal fracture analysis. While  $K_{C1}$  in both materials was generally insensitive to temperature,  $K_{C2}$  was temperature dependent showing substantial visco-elastic effects. In polypropylene, the linear relationship between  $K_{C2}$  and temperature ( $T$ ) was associated with the  $\beta$  and  $\gamma$  processes over the same temperature range. In nylon, there was a one-to-one correspondence between the  $K_{C2}$  changes and the  $\tan \delta$  peaks due to the  $\beta$  and  $\gamma$  relaxation processes. Using a modified crack tip opening displacement ( $u$ ) equation, i.e.  $u = ((K_{C2} - K_{C1})/\sigma_y)^2 e_y$ , where  $\sigma_y$  and  $e_y$  are the yield stress and yield strain respectively, a constant  $u$  criterion was found to describe the fracture behaviour of both materials in the temperature ranges of the  $\beta$  and  $\gamma$  processes.

## 1. Introduction

The effect of temperature on the fracture of polymeric materials has been extensively studied recently [1–4]. These include brittle materials like PMMA [1–4] and polystyrene [5], as well as relatively ductile and tough polymers like polycarbonate [1] and rubber modified polystyrene [3]. In the experimental investigations [1–3] using both single edge notched (SEN) and surface notched (SN) tension specimens, and over the temperature range  $20$  to  $-120^\circ\text{C}$ , it was found that the brittle fracture data for PMMA and polystyrene did not display any thickness effect. However, such an effect was evident for rubber-modified polystyrene and polycarbonate. A bi-modal fracture analysis in terms of a plane stress fracture toughness ( $K_{C2}$ ) and a plane strain value ( $K_{C1}$ ) was shown to give an adequate explanation of the observed experimental results [2, 3].

In the study reported here, fracture experiments were performed on polypropylene and nylon over the temperature range  $-180$  to  $20^\circ\text{C}$ . 1376

Brittle fracture was achieved through the use of surface notched specimens. These data, together with those derived from SEN test pieces and coupled with the temperature dependent yield stress ( $\sigma_y$ ), have given values of  $K_{C2}$  and  $K_{C1}$ .

## 2. Bi-modal fracture analysis

When brittle fracture occurs in a cracked specimen under uniform tension  $\sigma$ , the apparent fracture toughness ( $K_C$ ) is given by

$$K_C = \sigma\sqrt{aY}, \quad (1)$$

where  $a$  is the characteristic flaw size and  $Y$  the geometric correction factor depending on specimen geometry. For SEN specimens,  $Y$  can be found from the boundary collocation results of Brown and Srawley [6], and for SN testpieces with semi-elliptic part-through cracks

$$Y^2 = \frac{1.21\pi}{\phi^2 - 0.212(\sigma/\sigma_y)^2} \quad (2a)$$

and

$$\phi = \int_0^{\pi/2} \left[ 1 - \left( \frac{b^2 - a^2}{a^2} \right) \sin^2 \theta \right]^{1/2} d\theta \quad (2b)$$

In Equation 2,  $\sigma_y$  is the tensile yield stress and  $b$  the semi-major axis of the semi-elliptic cracks.

In tough polymers such as those studied in this work, it was found useful in subsequent analysis to partition the brittle fracture toughness ( $K_C$ ) into two toughness sources, one the plane strain ( $K_{C1}$ ) and the other plane stress ( $K_{C2}$ ). By assuming the plane stress toughness contribution to be effective over the skins of typical dimension  $2r_{y2}$ , and plane strain to prevail over the remaining middle portion ( $H - 2r_{y2}$ ) of the total thickness  $H$  of the test specimen, we have

$$HK_C = (H - 2r_{y2})K_{C1} + 2r_{y2}K_{C2} \quad (3a)$$

$$r_{y2} = \frac{1}{2\pi} \left( \frac{K_{C2}}{\sigma_y} \right)^2 \quad (3b)$$

Thus

$$K_C = K_{C1} + \frac{K_{C2}^2(K_{C2} - K_{C1})}{\pi\sigma_y^2 H} \quad (3c)$$

When  $H$  is sufficiently large,  $K_C \rightarrow K_{C1}$  and in the absence of sufficient thickness, surface notched specimens may be employed to yield apparent thicknesses  $H'$  which are larger than their physical thicknesses.  $H'$  may be obtained by equating the area of the circular arc surface crack to that of a thorough crack having a uniform crack depth  $a$ . Thus

$$H' = \frac{R^2}{a} \left[ \sin^{-1} \left( \frac{b}{R} \right) - \frac{b}{R} (1 - a/R) \right], \quad (4)$$

where  $R$  is the radius of curvature and is related to  $b$  and  $a$  by

$$b^2 = a(2R - a). \quad (5)$$

For  $b/R \ll 1$ , Equations 4 and 5 yield:

$$H' \simeq \frac{4}{3}b. \quad (6)$$

In this respect, it is obvious that surface notched tension specimens are best used for investigating thickness effects on fracture.

Irwin [7] suggested that the ductile to brittle transition occurs when the plastic zone size ( $2r_{y2}$ ) is smaller than half the specimen thickness, so that

$$H > 4r_{y2}. \quad (7)$$

When  $H < 4r_{y2}$ , ductile fracture predominates since there is insufficient material under constraint to give the low  $K_{C1}$  contribution to toughness.

Provided there is no pronounced thickness dependence of  $\sigma_y$ , any two sets of brittle fracture data ( $K'_C$  and  $K''_C$ ) from SEN or SN specimens corresponding to two different thicknesses  $H_1$  and  $H_2$ , may be used with Equation 3c to give appropriate expressions for  $K_{C1}$  and  $K_{C2}$ . Thus

$$K_{C1} = \frac{H_1 K'_C - H_2 K''_C}{H_1 - H_2} \quad (8)$$

and

$$K_{C2}^3 - K_{C2}^2 K_{C1} - \pi\sigma_y^2 H_1 (K'_C - K_{C1}) = 0. \quad (9)$$

### 3. Test procedure

Rectangular specimens of 6 mm thick polypropylene (ICI, compression moulded) 150 mm by 50 mm, and of 5 mm thick nylon (ICI Maranyl AD 151, type 66, injection moulded) 235 mm by 86 mm, were used for both single edge and surface notches. The starter cracks were introduced to the specimens by machining with a dead sharp fly cutter having tip radius less than  $0.5 \mu\text{m}$ . The cutter radius for the surface notches was varied between 15 and 50 mm to give a wide range of apparent thicknesses. To obtain an almost straight and sharp crack tip for the single edge notches, a large cutter radius was used. The nylon specimens were all conditioned to a water content of 0.2% before the notching was done.

Fracture experiments were then conducted on these SEN and SN specimens in an Instron testing machine equipped with a temperature controlled box. The temperature within the range 20 to

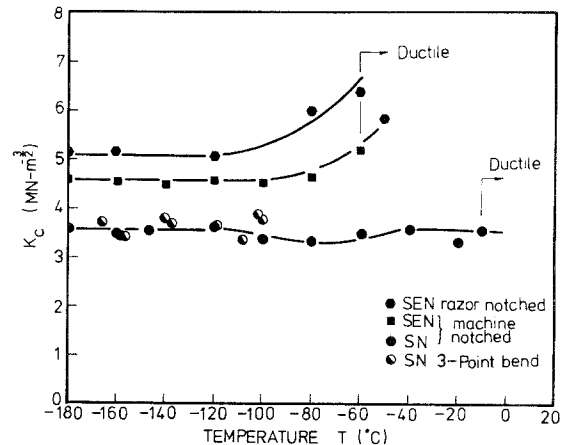


Figure 1 Fracture toughness for SN and SEN polypropylene.

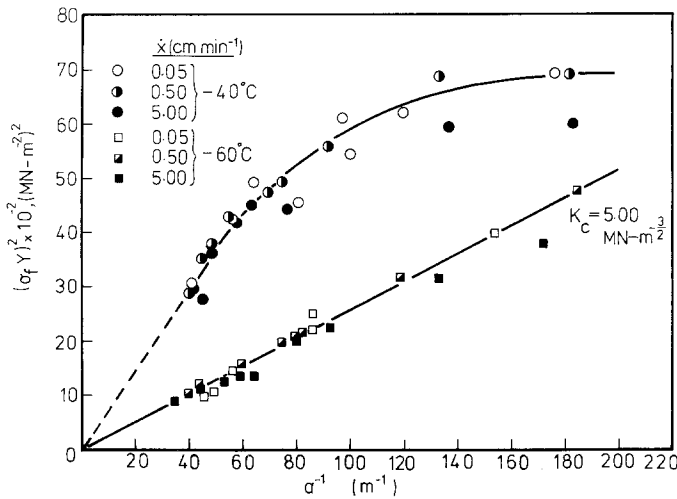


Figure 2 Results for SEN polypropylene at  $-40$  and  $-60^\circ\text{C}$ .

$-180^\circ\text{C}$  was controlled to an accuracy of  $\pm 1^\circ\text{C}$  by a "Eurotherm" control unit and the actual temperature of the specimen measured by a thermocouple adhered near the crack tip region.

## 4. Results

### 4.1. Results on polypropylene

At a cross-head of  $5\text{ mm min}^{-1}$ , SN specimens displayed brittle fracture in the temperature range  $-40$  to  $-180^\circ\text{C}$  and showed some ductility from  $-10$  to  $-20^\circ\text{C}$  and became ductile above  $-10^\circ\text{C}$ . SEN specimens exhibited gross yielding at about  $-40^\circ\text{C}$  and gave brittle fracture at  $-60^\circ\text{C}$  and below. The variation of  $K_C$  (average of at least five specimens) with temperature is shown in Fig. 1. Some of the SN specimens were also used in three-point bending. Brittle fracture was obtained only below  $-60$  and above  $-40^\circ\text{C}$  all fractures were completely ductile. These  $K_C$  data are also superimposed in Fig. 1, which show good agreement with the SN tension results for temperatures below  $-80^\circ\text{C}$ .

Unlike rubber-modified polystyrene [3], rate effects on the  $K_C$  values of polypropylene were insignificant. Fig. 2 shows the SEN fracture data for three cross-head rates  $\dot{x}$  at  $-40$  and  $-60^\circ\text{C}$ . Gross yielding was predominant at  $-40^\circ\text{C}$  and brittle fracture at  $-60^\circ\text{C}$  gave  $K_C \approx 5.00\text{ MN m}^{-3/2}$ . Fig. 3 records the brittle fracture data of SN specimens at  $-40^\circ\text{C}$  at four  $\dot{x}$  values. Again, rate effects were negligible. However, when  $\sigma/\sigma_y > 0.70$ , some experimental data begin to fall off the line corresponding to  $K_C = 3.85\text{ MN m}^{-3/2}$  and show some rate dependence at yield. This is not unexpected since the yield stress  $\sigma_y$  increases with the cross-head rate.

### 4.2. Results on nylon

Both SN and SEN specimens exhibited brittle fracture in the temperature range  $20$  to  $-160^\circ\text{C}$ . The variation of  $K_C$  (average of at least three specimens) with temperature is given in Fig. 4. The trend of these data is similar to that of polypropylene in that the SN specimens give fairly constant  $K_C$  magnitudes with temperature and the SEN testpieces show increasing  $K_C$  values with temperature. These tests were conducted at  $\dot{x} = 5.00\text{ mm min}^{-1}$ .

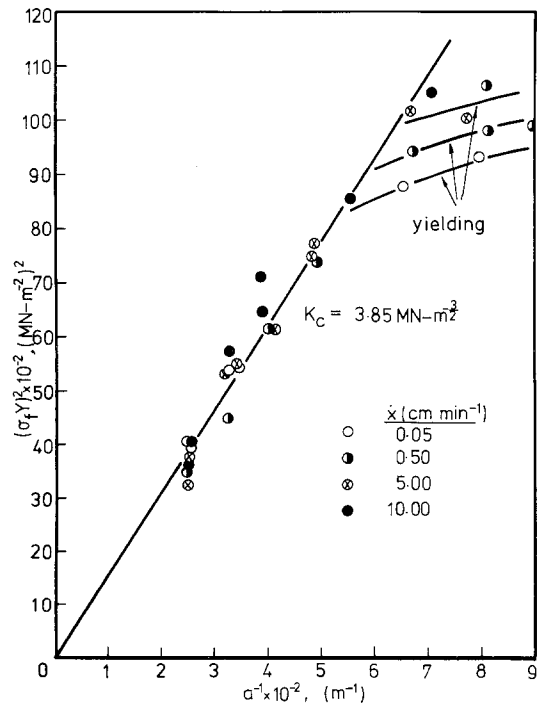


Figure 3 Results for SN polypropylene at  $-40^\circ\text{C}$ .

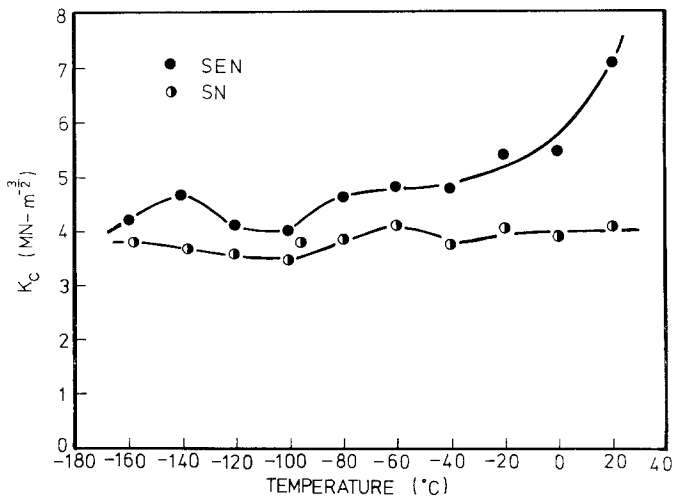


Figure 4 Fracture toughness for SEN and SN nylon (0.2% water content).

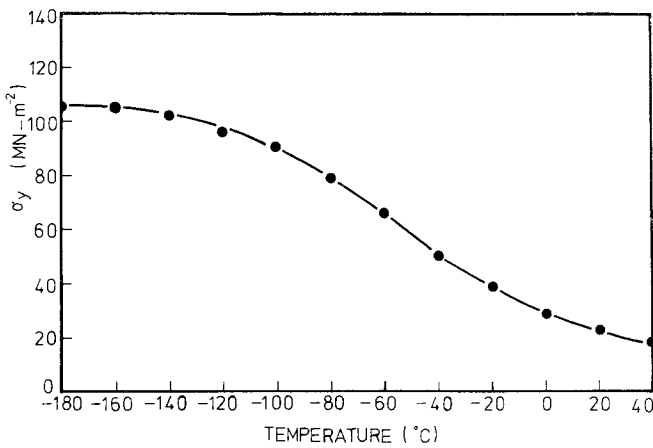


Figure 5 Yield stress as a function of temperature for polypropylene.

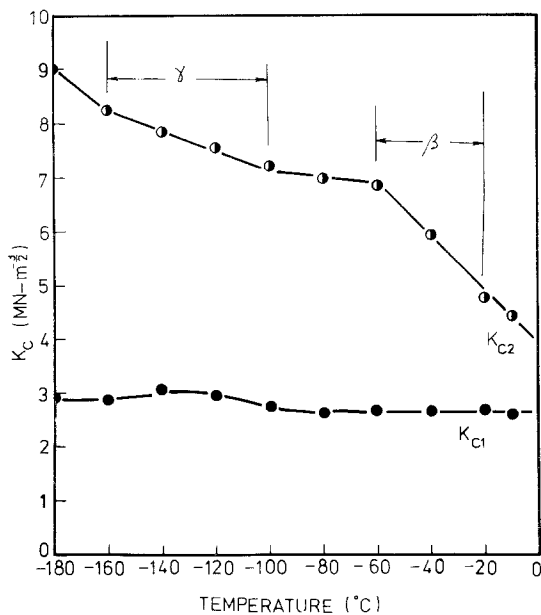


Figure 6  $K_{C1}$  and  $K_{C2}$  as a function of temperature for polypropylene.

## 5. Discussion

### 5.1. Polypropylene

The lower  $K_C$  values obtained for SN specimens indicated the presence of a thickness effect on fracture. The apparent thickness  $H'$  of the 6 mm SN specimens was about 16 mm. Equations 8 and 9 together with  $\sigma_y$ , which is obtained separately and shown in Fig. 5, have enabled the determination of both  $K_{C1}$  and  $K_{C2}$  in the temperature range  $-180$  to  $-10^\circ\text{C}$ . These results are given in Fig. 6 and show that  $K_{C1}$  is approximately  $2.70\text{ MN-m}^{-3/2}$  for all temperatures. The linear relationship between  $K_{C2}$  and  $T$  in the temperature range  $-10$  to  $-60^\circ\text{C}$  is a result of the pronounced  $\beta$ -relaxation process, the viscoelastic energy losses of which increase the  $K_{C2}$  values. Below  $-100^\circ\text{C}$ ,  $K_{C2}$  also increases linearly with temperature because of the viscoelastic effects of the somewhat less prominent  $\gamma$ -process. These results are similar to those observed in polycarbonate below  $-40^\circ\text{C}$  [2].

TABLE I Variation of  $K_C$  and  $K_{C2}$  with  $H'$  at  $-60^\circ\text{C}$  for polypropylene

Apparent thickness $H'$ (mm)	Fracture toughness		
	$K_{C1}$ ( $\text{MN m}^{-3/2}$ ) (assumed constant)	$K_C$ ( $\text{MN m}^{-3/2}$ )	$K_{C2}$ ( $\text{MN m}^{-3/2}$ )
5.26 (SEN)	2.73	6.08	6.95
13.29 (SN)	2.73	3.91	7.00
16.94 (SN)	2.73	3.64	6.94
19.89 (SN)	2.73	3.51	6.96
23.00 (SN)	2.73	3.38	6.92

Table I shows the effects of apparent thickness  $H'$  on  $K_C$  and  $K_{C2}$  at  $-60^\circ\text{C}$  when the yield stress of the material is  $65\text{ MN m}^{-2}$ . While  $K_C$  increases with decreasing  $H'$  as expected,  $K_{C2}$  calculated from Equation 9 using  $K_{C1} = 2.73\text{ MN m}^{-3/2}$  seems to be independent of  $H'$ . These results therefore further supported the general validity of the effective thickness concept of surface notch specimens.

Previous work on PMMA [1], polycarbonate [2] and rubber-modified polystyrene [3] have shown that, in the temperature range of predominant viscoelastic relaxation processes,  $K_{C2}$  is linearly dependent on  $\sigma_y$  and that  $K_{C2}$  approaches  $K_{C1}$  when  $\sigma_y$  is close to zero. This was found also to be true for polypropylene as shown in Fig. 7 where the  $\beta$ - and  $\gamma$ -processes were clearly displayed. The small plateau found around the yield stress region of 65 and  $88\text{ MN m}^{-2}$  is a reflection of the constant  $K_{C2}$  values between  $-60$  and  $-100^\circ\text{C}$ ,

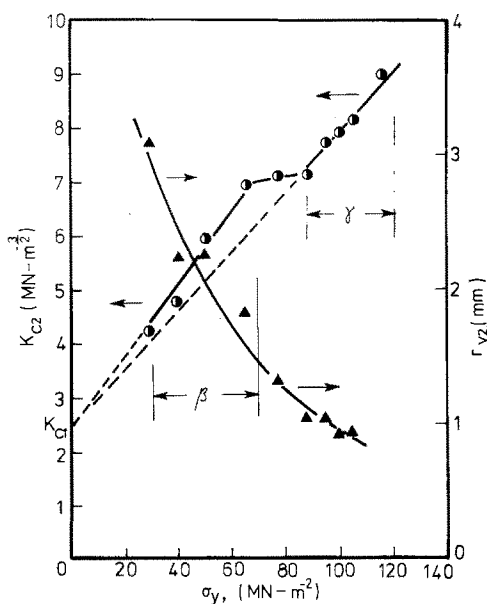


Figure 7 Variation of  $K_{C2}$  and  $r_{y2}$  with yield stress for polypropylene.

where  $\tan \delta$  is very small. Also shown in Fig. 7 is the variation of plastic zone size  $r_{y2}$  with  $\sigma_y$  (or indirectly with  $T$ ). Thus,  $r_{y2}$  decreases from a magnitude of 3 mm at  $-10^\circ\text{C}$  to about 1 mm below  $-100^\circ\text{C}$ . The ductile/brittle transition on the SEN specimens occurred at  $-60^\circ\text{C}$  which gave  $H/r_{y2}$  approximately 3.5. This result is close to the limiting value of 4 as required by the criterion given in Equation 7.

The yield strain  $e_y$  ( $=\sigma_y/E$ ) increases slightly from 0.02 in the range  $-10$  to  $-60^\circ\text{C}$  to 0.03 at  $-100^\circ\text{C}$  and below. When the crack tip opening displacement  $u$  is calculated from

$$u = \left( \frac{K_{C2}}{\sigma_y} \right)^2 e_y \quad (10)$$

the values varied with temperature. For example, within the  $\beta$ -range at  $T = -60^\circ\text{C}$ ,  $K_{C2} = 6.85\text{ MN m}^{-3/2}$ ,  $\sigma_y = 66\text{ MN m}^{-2}$  and  $e_y = 0.02$ ,  $u = 215\text{ }\mu\text{m}$ ; and in the  $\gamma$ -range at  $T = -120^\circ\text{C}$ ,  $K_{C2} = 7.55\text{ MN m}^{-3/2}$ ,  $\sigma_y = 95\text{ MN m}^{-2}$  and  $e_y = 0.03$ ,  $u = 188\text{ }\mu\text{m}$ . However, when  $u$  is obtained from the slopes, i.e.  $(u/e_y)$ , of the two straight lines shown in Fig. 7, this gives a constant  $u$  value of  $91\text{ }\mu\text{m}$  for both the  $\beta$ - and  $\gamma$ -processes, although the yield strains are not the same in these temperature ranges. Since an invariant crack opening displacement is a useful fracture criterion which has been used previously to describe the fracture behaviour of PMMA [1] and polycarbonate [2], the present results seem to suggest that, if such a criterion is to be retained,  $u$  should be calculated from a modified form of Equation 10, i.e.

$$u = \left( \frac{K_{C2} - K_{C1}}{\sigma_y} \right)^2 e_y, \quad (11)$$

when describing bi-modal data. It seems likely that both  $K_{C2}$  and  $K_{C1}$  are proportional to  $\sigma_y$  but the critical displacement is much smaller for  $K_{C1}$  and is obscured by the larger variation in  $K_{C2}$ .

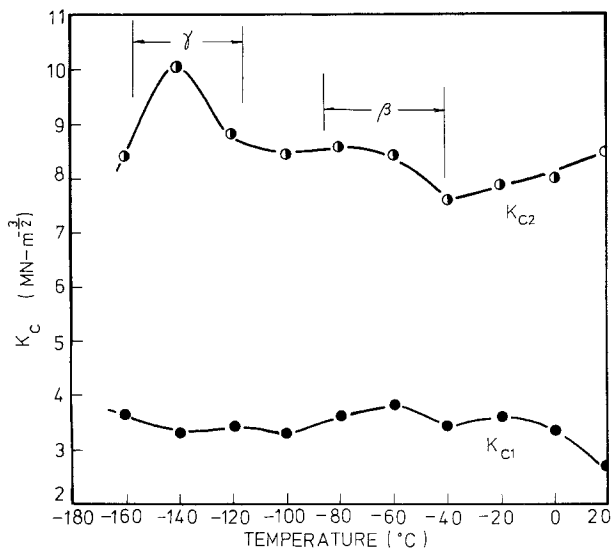


Figure 8  $K_{C1}$  and  $K_{C2}$  as a function of temperature for nylon (0.2% water content).

## 5.2. Nylon

Like polypropylene, the lower  $K_C$  values given by the SN specimens having  $H \approx 18$  mm indicated the presence of a thickness effect. Despite some slight fluctuations,  $K_{C1}$  calculated from Equation 8 and shown in Fig. 8 is quite consistent in the temperature range 20 to  $-160^\circ\text{C}$ , giving an average value of  $3.5 \text{ MN m}^{-3/2}$ .  $K_{C2}$  for the same temperature range was determined from the two sets of data using Equation 9 and  $\sigma_y(T)$  which was separately obtained from tensile experiments. Because of the complications of brittle fracture before yield below  $-100^\circ\text{C}$ ,  $\sigma_y$  was extrapolated down to  $-160^\circ\text{C}$  and subsequently used in the  $K_{C2}$  calculations. This effect, however, has not produced marked changes in the general  $K_{C2}$  versus  $T$  pattern shown in Fig. 8. It seems that the changes observed at  $-80^\circ\text{C}$  and  $-140^\circ\text{C}$  can be associated with corresponding  $\beta$  and  $\gamma$  peaks in the  $\tan \delta$

versus  $T$  plot obtained by Starkweather [8] and for the same material with 0.2% water content.

Table II shows yield stress, modulus  $e_y (= \sigma_y/E)$  and computed  $u$  values (using Equation 10) obtained from these data. The yield strain increases from 0.033 at  $20^\circ\text{C}$  to 0.046 at  $-40^\circ\text{C}$  and remains roughly constant at 0.05 below  $-60^\circ\text{C}$ . Unlike PMMA and polycarbonate which have constant crack opening displacements at fracture (1.7 and  $37 \mu\text{m}$ , respectively),  $u$  for nylon varies directly with  $(K_{C2}/\sigma_y)^2$ . For the temperature range shown, the magnitudes of  $u$  can vary between  $110 \mu\text{m}$  at  $-120^\circ\text{C}$  and  $290 \mu\text{m}$  at  $0^\circ\text{C}$ . Fig. 9 shows a plot of  $K_{C2}$  against  $\sigma_y$ , where the two straight lines passing through the data corresponding to the  $\beta$  and  $\gamma$  processes give the plane strain fracture toughness ( $K_{C1}$ ) when  $\sigma_y \rightarrow 0$ . Furthermore, if crack opening displacement is analysed according to Equation 11, this gives con-

TABLE II Variation of  $u$  and  $e_y$  with  $T$  for nylon

Temperature $T$ ( $^\circ\text{C}$ )	Yield stress $\sigma_y$ ( $\text{MN m}^{-2}$ )	Yield strain $e_y$	Modulus $E$ ( $\text{GN m}^{-2}$ )	Crack tip opening displacement $u$ ( $\mu\text{m}$ )
20	80.0	0.033	2.46	395
0	89.0	0.035	2.51	290
-20	100.0	0.039	2.53	238
-40	116.5	0.046	2.56	200
-60	140.0	0.053	2.62	192
-80	159.0	0.055	3.86	161
-100	180.0*	0.056	3.25	122
-120	197.0*	0.057	3.45	110
-140	212.0*	0.059	3.62	131
-160	220.0*	0.058	3.80	88

\*Extrapolated values

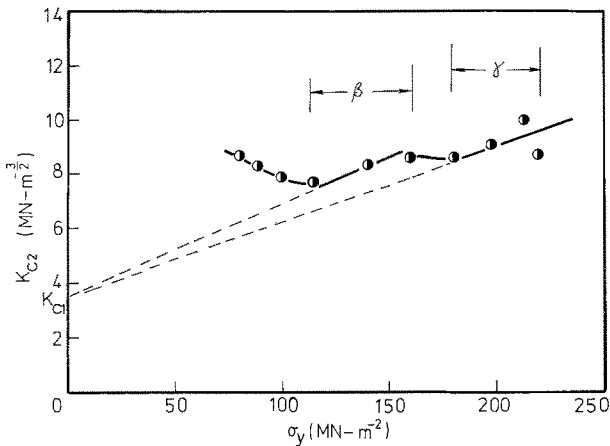


Figure 9 Variation of  $K_{C2}$  with yield stress for nylon.

stant  $u$  values of 52 and 36  $\mu\text{m}$  for fractures in the  $\beta$  and  $\gamma$  processes, respectively.

## 6. Conclusion

By using SN and SEN tests, brittle fractures have been produced in both polypropylene and nylon in the temperature range  $-180$  to  $-10^\circ\text{C}$  and  $-160$  to  $20^\circ\text{C}$ , respectively. The differences in  $K_C$  obtained from these two sets of data evidently indicated a thickness dependent effect. This phenomenon has been sufficiently explained by the concept of a plane stress  $K_{C2}$  and a plane strain  $K_{C1}$  toughness value. For both polypropylene and nylon,  $K_{C1}$  is almost invariant in temperature, since the material is under essentially plane strain conditions which tend to limit viscoelastic effects. However,  $K_{C2}$  determined under plane stress conditions is substantially dependent on shear processes giving large viscoelastic effects. In polypropylene,  $K_{C2}$  increases linearly with  $\sigma_y$  for  $-10$  to  $-60^\circ\text{C}$  and again for  $-100$  to  $-180^\circ\text{C}$ . These increases in  $K_{C2}$  are associated with viscoelastic energy losses due to the  $\beta$  and  $\gamma$  processes. Using a modified crack tip opening displacement equation (i.e. Equation 11), a constant  $u$  of 91  $\mu\text{m}$  was obtained for cracking in the temperature ranges corresponding to these two mole-

cular relaxation processes.  $K_{C2}$  values of nylon show changes in those temperature regions corresponding to the  $\tan \delta$  peaks associated with the  $\beta$  and  $\gamma$  processes. This one-to-one correspondence between changes in  $K_{C2}$  and peaks in  $\tan \delta$  versus temperature plots has also been reported by Vincent [9] in the impact data for PTFE. Constant crack tip opening displacements were also obtained in nylon for fractures in the  $\beta$  and  $\gamma$  ranges, with values of 52 and 36  $\mu\text{m}$ , respectively.

## References

1. G. P. MARSHALL, L. H. COUTTS and J. G. WILLIAMS, *J. Mater. Sci.* **9** (1974) 1409.
2. M. PARVIN and J. G. WILLIAMS, *ibid* **10** (1975) 1883.
3. *Idem, ibid*, **11** (1976) 2045.
4. A. G. ATKINS, C. S. LEE and R. M. CADDELL, *ibid* **10** (1975) 1381.
5. Y. W. MAI and A. G. ATKINS, *ibid* **11** (1976) 677.
6. W. F. BROWN, Jr and J. SRAWLEY, *ASTM STP* **410** (1966).
7. G. R. IRWIN, *J. Appl. Mechs.* December 29 (1962) 651.
8. H. W. STARKWEATHER in "Nylon Plastics", edited by M. I. Kohan (John Wiley and Sons, New York, 1973) p. 307.
9. P. I. VINCENT, *Polymer* **15** (1974) 111.

Received 25 October and accepted 22 November 1976.